

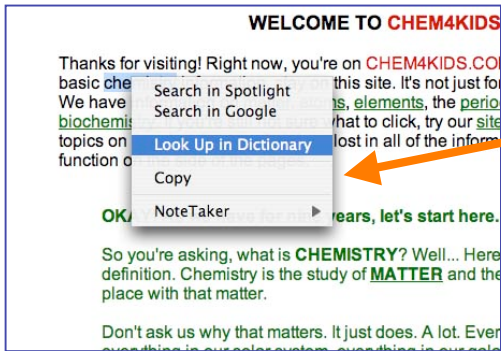
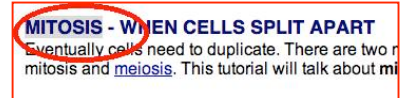


Method B: Double click on the word to select just the word, right click (Ctrl + mouse click), and choose dictionary. This method open the dictionary program and automatically enters and find the definition within the Dictionary program.

*Note: Minimizing the dictionary- don't close the program- it is an easy and fast way to quickly find more definitions without opening and closing the Dictionary program over and over.*

Step-by-Step Directions:

(1) Double click, or drag and highlight, the single word to be defined:



(2) Right click (or Ctrl + mouse click) the word and select "Look Up In Dictionary"

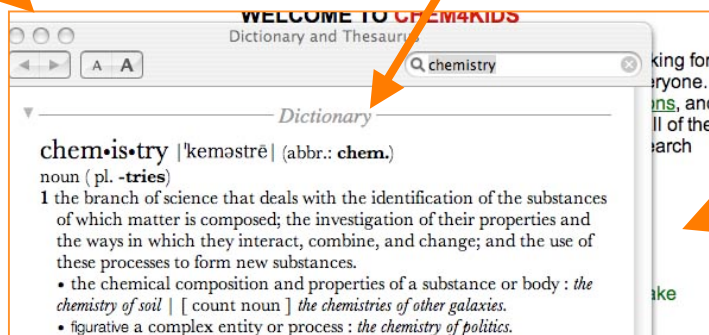
(3) Minimize the Dictionary by clicking the minus button; do NOT close the program.



(4) Repeat each time to look up a word: double-click (or right click) to look up the next word. This will immediately open up the Dictionary from the dock.

Minimize Dictionary here

Dictionary is a program with a small window, the web page is behind it



The web page is right behind the Dictionary window